




# TU-DS TYPE, TX-DS TYPE



## FEATURES

- The circuit can be disconnected by pulling the lever.
- The basic performance is equivalent to screw type TU type terminal block.
- Up-screw type TX-DS is also available.
- Models with easy-to-differentiate colors (green lever, red unit, etc.) are also available in the series lineup.
- With the banana plug, TU-DSB can be quickly short-circuited between pole and pole.
- 2-pole batch disconnection is also available.
- The terminal block can be mounted on DIN rails.

## SPECIFICATIONS (RATINGS, PERFORMANCE)

Specification \ Type	TU-DS TU-DSG TU-DSR	TU-DSB	TU-DSS	TX-DS
Rated insulation voltage (Ui)	600V			
Rated current-carrying capacity (Ith)	15A			
Max. wire size	2mm <sup>2</sup>			5.5mm <sup>2</sup>
Screw size	M4×10	Plug socket	M4×10	M4×8.5
Withstand voltage	2,500 V AC / 1 min.			
Lightning impulse	±7kV / 3 times for each pole (1.2 / 50 μs)			
Short-time withstand current	Per 1 mm <sup>2</sup> 120 A AC / 1 sec.			Per 1 mm <sup>2</sup> 240 A AC / 1 sec.
Ambient operating temperature	-20 to 50°C			
Storing temperature	-55 to 85°C			-40 to 85°C
Altitude	2,000 m or less			

# CONNECTING DEVICES

## How to order

**TU - DS** **G** **SUS** × **10** **XF** - **150** **MR**

①            ②            ③            ④            ⑤            ⑥

Assembly dimensions

No.	Item	Code	Description	Note
①	Basic type	TU-DS	—	
		TX-DS		
②	Type	(blank)	Yellow lever, Black unit specification	—
		G	Green lever, Black unit specification	
		R	Yellow lever, Red unit specification	
		B	Plug socket specification	
		S	Soldering terminal	
③	Screw type	(blank)	Iron screw	Special plug socket shall be attach when TU-DSB choose.
		SUS	Stainless steel screw	SUS type can not choose for TU-DSB.
④	Pole No.	1 to max.	—	Please see page C116 to C117 for assemble dimensions.
⑤	Rail	XF	TXB-F rail type	U-cut rail (DIN rail) (Recommended maximum length : 600mm)
		XD	TXB-D rail type	Punched rail (DIN rail) (Recommended maximum length : 600mm)
		UF	TUB-F rail type	U-cut rail (Recommended maximum length : 600mm)
		UD	TUB-D rail type	Punched rail (Recommended maximum length : 600mm)
		KD	TKB-D rail type	Reinforced punched rail (DIN rail) (Recommended maximum length : 1,000mm)
⑥	Tropical region type	(blank)		Standaed
		MR	Tropical region type	Special model

\* For purchase of a single unit, specify ① and ② and ③ only.

A SWITCH

B PILOT LAMP & INDICATOR

C CONNECTING DEVICES

D ELECTRONIC DEVICES

E CONTROL CENTER PARTS



# TU-DS TYPE, TX-DS TYPE

## How to order of terminal blocks

For the how to order, see C114.

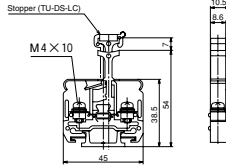
### STANDARD PRODUCTS

Yellow lever

#### TU-DS

DIN rail-mounting

Applicable wire size:  
0.75 to 2 mm<sup>2</sup>



● **Applicable accessories**

End plate	TUE-6, TUE-6(DIN)
Standard marker strip	TUM-2
Standard rail	TUB, TXB
End clamp	TUL, TXL
Cover	TUC-DS

● **Applicable crimp terminal**



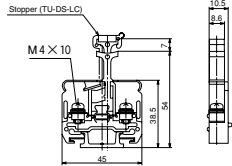
※ With insulating cover

Green lever

#### TU-DSG

DIN rail-mounting

Applicable wire size:  
0.75 to 2 mm<sup>2</sup>



● **Applicable accessories**

End plate	TUE-6, TUE-6(DIN)
Standard marker strip	TUM-2
Standard rail	TUB, TXB
End clamp	TUL, TXL
Cover	TUC-DS

● **Applicable crimp terminal**



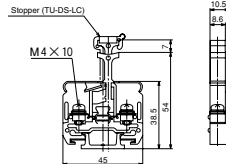
※ With insulating cover

Yellow lever, red unit

#### TU-DSR

DIN rail-mounting

Applicable wire size:  
0.75 to 2 mm<sup>2</sup>



● **Applicable accessories**

End plate	TUE-6, TUE-6(DIN)
Standard marker strip	TUM-2
Standard rail	TUB, TXB
End clamp	TUL, TXL
Cover	TUC-DS

● **Applicable crimp terminal**



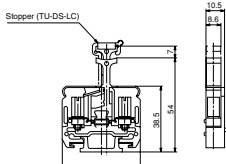
※ With insulating cover

With plug socket

#### TU-DSB

DIN rail-mounting

Applicable wire size:  
0.75 to 2 mm<sup>2</sup>



● **Applicable accessories**

End plate	TUE-6, TUE-6(DIN)
Standard marker strip	TUM-2
Standard rail	TUB, TXB
End clamp	TUL, TXL
Cover	TUC-DS

● **Applicable crimp terminal**



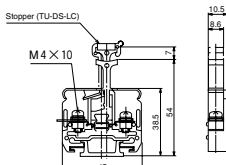
※ With insulating cover

With soldering terminal

#### TU-DSS

DIN rail-mounting

Applicable wire size:  
0.75 to 2 mm<sup>2</sup>



● **Applicable accessories**

End plate	TUE-6, TUE-6(DIN)
Standard marker strip	TUM-2
Standard rail	TUB, TXB
End clamp	TUL, TXL
Cover	TUC-DS

● **Applicable crimp terminal**



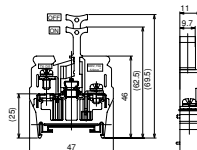
※ With insulating cover

Yellow lever, Up-screw type

#### TX-DS

DIN rail-mounting

Applicable wire size:  
2 to 5.5 mm<sup>2</sup>



● **Applicable accessories**

End plate	TXE-14
Standard marker strip	TUM-2
Standard rail	TUB, TXB
End clamp	TUL, TXL
Cover	TXC-DS

● **Applicable crimp terminal**



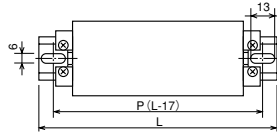
※ With insulating cover

## TABLE OF ASSEMBLED DIMENSIONS

**TU-DS type assembly on punched rail**

**TUB-D type**

TU-DS,DSG,DSR,DSB,DSS

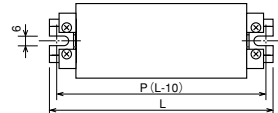


Pole	1	2	3	4	5	6	7	8	9	10	11	12	13	14	15	16	
P	60			80			100		120		140		160		180		200
L	77			97			117		137		157		177		197		217
Rail	UD-4			UD-5			UD-6		UD-7		UD-8		UD-9		UD-10		UD-11

**TU-DS type assembly on U-cut rail**

**TUB-F type**

TU-DS,DSG,DSR,DSB,DSS

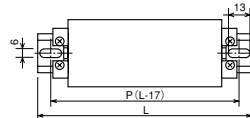


Pole	1	2	3	4	5	6	7	8	9	10	11	12	13	14	15	16
P	50	55	65	75	85	100	105	120	130	140	150	160	170	180	190	200
L	60	65	75	85	95	110	115	130	140	150	160	170	180	190	200	200
Rail	UF-60	UF-65	UF-75	UF-85	UF-95	UF-110	UF-115	UF-130	UF-140	UF-150	UF-160	UF-170	UF-180	UF-190	UF-200	UF-200

**TU-DS type assembly on punched rail**

**TXB-D type**

TU-DS,DSG,DSR,DSB,DSS

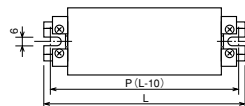


Pole	1	2	3	4	5	6	7	8	9	10	11	12	13	14	15	16	
P	60			80			100		120		140		160		180		200
L	77			97			117		137		157		177		197		217
Rail	XD-4			XD-5			XD-6		XD-7		XD-8		XD-9		XD-10		XD-11

**TU-DS type assembly on U-cut rail**

**TXB-F type**

TU-DS,DSG,DSR,DSB,DSS



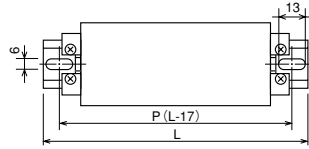
Pole	1	2	3	4	5	6	7	8	9	10	11	12	13	14	15	16
P	50	55	65	75	85	95	105	115	125	140	150	160	170	180	190	200
L	60	65	75	85	95	105	115	125	135	150	160	170	180	190	200	210
Rail	XF-60	XF-65	XF-75	XF-85	XF-95	XF-105	XF-115	XF-125	XF-135	XF-150	XF-160	XF-170	XF-180	XF-190	XF-200	XF-210



# TU-DS TYPE, TX-DS TYPE

## TX-DS type assembly on punched rail

### TXB-D type

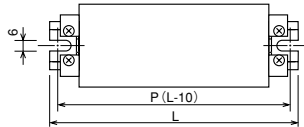


TX-DS

Pole	1	2	3	4	5	6	7	8	9	10	11	12	13	14	15	16
P	60	80	80	100	100	120	120	140	140	160	160	180	200	200	220	
L	77	97	97	117	117	137	137	157	157	177	177	197	217	217	237	
Rail	XD-4		XD-5		XD-6		XD-7		XD-8		XD-9		XD-10	XD-11		XD-12

## TX-DS type assembly on U-cut rail

### TXB-F type



TX-DS

Pole	1	2	3	4	5	6	7	8	9	10	11	12	13	14	15	16
P	50	60	70	80	90	105	115	125	135	145	160	170	180	190	200	215
L	60	70	80	90	100	115	125	135	145	155	170	180	190	200	210	225
Rail	XF-60	XF-70	XF-80	XF-90	XF-100	XF-115	XF-125	XF-135	XF-145	XF-155	XF-170	XF-180	XF-190	XF-200	XF-210	XF-225

## ACCESSORIES

Please see page C127 to C130 for accessories.