



AFD TYPE



FEATURES

- By lever operation, it's enable to disconnect the left and right circuits.
- With up-screw terminals, wires up to 5.5 mm² can be connected.
- The terminal block can be mounted on DIN rails.
- Maximum 4 poles can be disconnected at once according to the usage.
- With ON-OFF indication labels that can be group the state at a glance.

SPECIFICATIONS (RATINGS, PERFORMANCE)

Specification	Type	AFD-5.5
Rated insulation voltage (U _i)		600V
Rated current-carrying capacity (I _{th})		30A
Max. wire size		5.5mm ²
Screw size		M4×8.5
Withstand voltage		2,500 V AC / 1 min.
Lightning impulse		±6kV / 3 times for each pole (1.2 / 50 μs)
Ambient operating temperature		-20 to 60°C
Storing temperature		-40 to 75°C
Altitude		2,000 m or less



AFD TYPE

How to order of terminal blocks

AFD-5.5 SUS × 10 XF - 165 MR

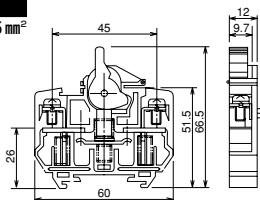

No.	Item	Code	Detail		Remark
①	Code	AFD-□	□: Applicable wire size		
②	Screw type	(blank)	Iron screw		When TU-DSB is selected, it becomes a special plug socket.
		SUS	Stainless steel screw		This specification can not be selected when TU-DSB is selected.
③	No. of poles	1 to max.	AFD-5.5	1~46	Max. pole No. is less than 600mm of rail length. (In case over 600mm, max. pole No. is less than 1,000mm of reinforced rail (TKB-D).)
			XD	TXB-D type rail	Punched rail
④	Rail	XF	TXB-F type rail	U-cut rail	(Recommended maximum length: 600mm)
		(blank)		Standard	
⑤	Tropical region type	(blank)		Standard	
		MR	Tropical region type	Special model	

*For purchase of a single unit, specify ① and ② only.

STANDARD PRODUCTS

AFD-5.5 (30A)

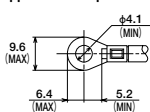
Applicable wire size: 2.0 to 5.5 mm²



●Applicable accessories

End plate	AFDE-5.5A
	AFDE-5.5B
Standard marker strip	TUM-2
Standard rail	TXB
End clamp	TXL
Cover	AFDC-5.5

●Applicable crimp terminal



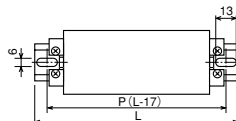
* With insulating cover

TABLE OF ASSEMBLED DIMENSIONS

AFD type assembly on punched rail

TXB-D type

AFD-5.5

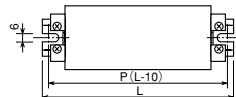


Pole	2	3	4	6	8	10	12	14	16	18	20	22	24	26	28	30
P	60	80	100	140	160	180	200	220	260	280	300	340	340	380	400	
L	77	97	117	157	177	197	217	237	277	297	317	357	357	397	417	
Rail	XD-4	XD-5	XD-6	XD-8	XD-9	XD-10	XD-11	XD-12	XD-14	XD-15	XD-16	XD-17	XD-18	XD-20	XD-21	

AFD type assembly on U-cut rail

TXB-F type

AFD-5.5



Pole	2	3	4	6	8	10	12	14	16	18	20	22	24	26	28	30
P	60	70	85	105	130	155	180	205	225	250	275	300	325	345	370	395
L	70	80	95	115	140	165	190	215	235	260	285	310	335	355	380	405
Rail	XF-70	XF-80	XF-95	XF-115	XF-140	XF-165	XF-190	XF-215	XF-235	XF-260	XF-285	XF-310	XF-335	XF-355	XF-380	XF-405

ACCESSORIES

Please see page C127 to C130 for accessories.