




TDH TYPE



A SWITCH

B PILOT LAMP & INDICATOR

C CONNECTING DEVICES

D ELECTRONIC DEVICES

E CONTROL CENTER PARTS

FEATURES

- By lever operation, it's enable to disconnect the left and right circuits.
- With up-screw terminals, wires up to 14 mm² can be connected.
- The terminal block can be mounted on DIN rails.
- Maximum 2 poles can be disconnected at once according to the usage.
- The TDH-□T type is equipped with special terminals for easy voltage checks.

SPECIFICATIONS (RATINGS, PERFORMANCE)

Specification	Type	TDH-5.5	TDH-14	TDH-5.5T	TDH-14T
Rated insulation voltage (Ui)		600V			
Rated current-carrying capacity (Ith)		25A	40A	25A	40A
Max. wire size		5.5mm ²	14mm ²	5.5mm ²	14mm ²
Screw size		M4×8.5	M5×11	M4×8.5	M5×11
Withstand voltage		2,500 V AC / 1 min.			
Lightning impulse		±7.2kV / 3 times for each pole (1.2 / 50 μs)			
Ambient operating temperature		-20 to 50°C			
Storing temperature		-40 to 75°C			
Altitude		2,000 m or less			

How to order

TDH - 5.5 R SUS × 10 XF - 155 MR

① ② ③ ④ ⑤ Assembly dimensions ⑥

No.	Item	Code	Detail		Remark
①	Code	TDH-□	□ : Applicable wire size		
		TDH-□T			
②	Color	(blank)	Black		Color of unit : Red color can specify only TDH-5.5.
		R	Red		
③	Screw type	(blank)	Iron screw		
		SUS	Stainless steel screw		
④	No. of poles	1 to max.	TDH-5.5	1 to 50	Max. pole No. is less than 600mm of rail length. (In case over 600mm, max. pole No. is less than 1,000mm of reinforced rail (TKB-D).)
			TDH-14	1 to 39	
			TDH-5.5T	1 to 50	
			TDH-14T	1 to 39	
⑤	Rail	XD	TXB-D rail type		Punched rail (Recommended maximum length : 600mm)
		XF	TXB-F rail type		U-cut rail (Recommended maximum length : 600mm)
⑥	Tropical region type	(blank)			Standard
		MR	Tropical region type		Special model

* For purchase of a single unit, specify ① and ② and ③ only.

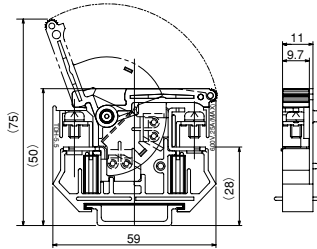



TDH TYPE

STANDARD PRODUCTS

TDH-5.5 (25A)

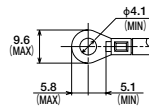
Applicable wire size: 2.0 to 5.5 mm²



●Applicable accessories

End plate	TDHE-5.5
Standard marker strip	TDH-5.5 mark
Standard rail	TXB
End clamp	TXL
Cover	TDHC-5.5

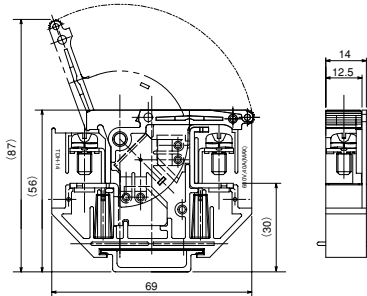
●Applicable crimp terminal



* With insulating cover

TDH-14 (40A)

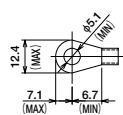
Applicable wire size: 5.5 to 14 mm²



●Applicable accessories

End plate	TDHE-14
Standard marker strip	TDH-14 mark
Standard rail	TXB
End clamp	TXL
Cover	TDHC-14

●Applicable crimp terminal

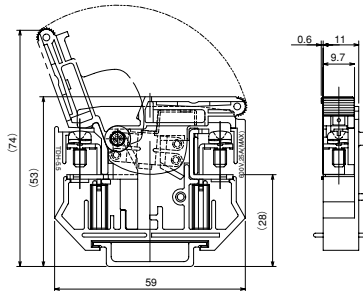



* With insulating cover

With voltage checker

TDH-5.5T (25A)

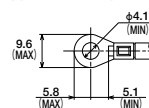
Applicable wire size: 2.0 to 5.5 mm²



●Applicable accessories

End plate	TDHE-5.5
Standard marker strip	TDH-5.5T mark
Standard rail	TXB
End clamp	TXL
Cover	TDHC-5.5

●Applicable crimp terminal

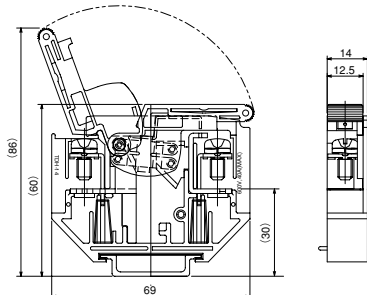


* With insulating cover

With voltage checker

TDH-14T (40A)

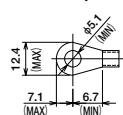
Applicable wire size: 5.5 to 14 mm²



●Applicable accessories

End plate	TDHE-14
Standard marker strip	TDH-14T mark
Standard rail	TXB
End clamp	TXL
Cover	TDHC-14

●Applicable crimp terminal

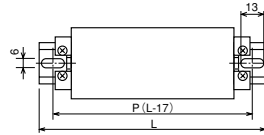


* With insulating cover

TABLE OF ASSEMBLED DIMENSIONS

TDH type assembly on punched rail

TXB-D type



TDH-5.5 (TDH-5.5T)

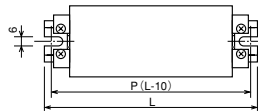
Pole	1	2	3	4	5	6	7	8	9	10	11	12	13	14	15
P	60	60	80	80	100	100	120	120	140	140	160	160	180	200	200
L	77	77	97	97	117	117	137	137	157	157	177	177	197	217	217
Rail	XD-4	XD-4	XD-5	XD-5	XD-6	XD-6	XD-7	XD-7	XD-8	XD-8	XD-9	XD-9	XD-10	XD-11	XD-11
Pole	16	17	18	19	20	21	22	23	24	25	26	27	28	29	30
P	220	220	240	240	260	260	280	300	300	320	320	340	340	360	360
L	237	237	257	257	277	277	297	317	317	337	337	357	357	377	377
Rail	XD-12	XD-12	XD-13	XD-13	XD-14	XD-14	XD-15	XD-16	XD-16	XD-17	XD-17	XD-18	XD-18	XD-19	XD-19

TDH-14 (TDH-14T)

Pole	1	2	3	4	5	6	7	8	9	10	11	12	13	14	15
P	60	60	80	100	100	120	140	140	160	180	200	200	220	240	240
L	77	77	97	117	117	137	157	157	177	197	217	217	237	257	257
Rail	XD-4	XD-4	XD-5	XD-6	XD-6	XD-7	XD-8	XD-8	XD-9	XD-10	XD-11	XD-11	XD-12	XD-13	XD-13
Pole	16	17	18	19	20	21	22	23	24	25	26	27	28	29	30
P	260	280	280	300	320	340	340	360	380	380	400	420	420	440	460
L	277	297	297	317	337	357	357	377	397	397	417	437	437	457	477
Rail	XD-14	XD-15	XD-15	XD-16	XD-17	XD-18	XD-18	XD-19	XD-20	XD-20	XD-21	XD-22	XD-22	XD-23	XD-24

TDH type assembly on U-cut rail

TXB-F type



TDH-5.5 (TDH-5.5T)

Pole	1	2	3	4	5	6	7	8	9	10	11	12	13	14	15
P	50	60	70	80	90	105	115	125	135	145	160	170	180	190	200
L	60	70	80	90	100	115	125	135	145	155	170	180	190	200	210
Rail	XF-60	XF-70	XF-80	XF-90	XF-100	XF-115	XF-125	XF-135	XF-145	XF-155	XF-170	XF-180	XF-190	XF-200	XF-210
Pole	16	17	18	19	20	21	22	23	24	25	26	27	28	29	30
P	215	225	235	245	255	270	280	290	300	310	325	335	345	355	365
L	225	235	245	255	265	280	290	300	310	320	335	345	355	365	375
Rail	XF-225	XF-235	XF-245	XF-255	XF-265	XF-280	XF-290	XF-300	XF-310	XF-320	XF-335	XF-345	XF-355	XF-365	XF-375

TDH-14 (TDH-14T)

Pole	1	2	3	4	5	6	7	8	9	10	11	12	13	14	15
P	50	65	80	95	105	120	135	150	165	175	190	205	220	235	245
L	60	75	90	105	115	130	145	160	175	185	200	215	230	245	255
Rail	XF-60	XF-75	XF-90	XF-105	XF-115	XF-130	XF-145	XF-160	XF-175	XF-185	XF-200	XF-215	XF-230	XF-245	XF-255
Pole	16	17	18	19	20	21	22	23	24	25	26	27	28	29	30
P	260	275	290	305	315	330	345	360	375	385	400	415	430	445	455
L	270	285	300	315	325	340	355	370	385	395	410	425	440	455	465
Rail	XF-270	XF-285	XF-300	XF-315	XF-325	XF-340	XF-355	XF-370	XF-385	XF-395	XF-410	XF-425	XF-440	XF-455	XF-465

ACCESSORIES

Please see page C127 to C130 for accessories.