







# ACCESSORIES

## ACCESSORIES

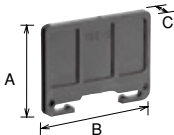
### LIST OF APPLICABLE ACCESSORIES

Accessory	End plate		Marker strip		Marker strip case	Marker sheet
						
Type			Applicable	Semi-applicable		
TU-DS TYPE TX-DS TYPE	TU-DS	TUE-6, TUE-6 (DIN)	TUM-2	—	TUM marker strip case 10	—
	TX-DS	TXE-14				
AFD TYPE	AFD-5.5	AFDE-5.5A, AFDE-5.5B	TUM-2	—	TUM marker strip case 10	TU-30S, 60 marker sheet
TDH TYPE	TDH-5.5 TDH-5.5T	TDHE-5.5	TDH-5.5 mark TDH-5.5T mark	—	—	—
	TDH-14 TDH-14T	TDHE-14	TDH-14 mark TDH-14T mark	—	—	—
NS TYPE	NS-15	NSE-15	TUM-1 NS-15 mark	—	—	—
	NS-F	NSE-F			—	—
	NS-TT	NSE-TT			—	—

### End plate

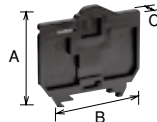
(Order unit: 100)

●TU-DS TYPE, TX-DS TYPE



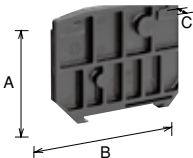
Type name	TUE-6	TXE-14
A	36	47.5
B	45	45
C	3	5

●AFD TYPE



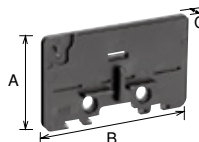
Type name	AFDE-5.5A AFDE-5.5B
A	52.7
B	60
C	4

●TDH TYPE







Type name	TDHE-5.5	TDHE-14
A	44.5	50.8
B	59	69
C	5	5

●NS TYPE

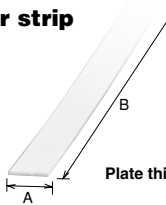


Type name	NSE-15	NSE-F	NSE-TT
A	37	37	37
B	62	62	62
C	3	3	3

# CONNECTING DEVICES

Aluminum rail		End clamp		Cover	Jumper	Accessory	
						Type	
Applicable	Semi-applicable	Applicable	Semi-applicable				
TUB TXB	TKB	TUL	TXL, TJL	TUC-DS	—	TU-DS	TU-DS TYPE TX-DS TYPE
				TXC-DS	SB11, SB11CB	TX-DS	
TXB	TUB, TKB	TXL	TUL-W TJL AFL	AFDC-5.5	SB12, SB12CB	AFD-5.5	AFD TYPE
TXB	TKB	TXL	TJL	TDHC-5.5	SB11, SB11CB	TDH-5.5 TDH-5.5T	TDH TYPE
				TDHC-14	SB14, SB14CB	TDH-14 TDH-14T	
TUB	TXB, TKB	TUL-W	TXL, TJL	—	—	NS-15	NS TYPE
				—	—	NS-F	
				—	—	NS-TT	

## Marker strip



(Order unit: 100)

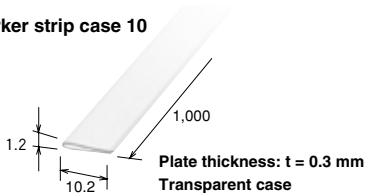
Type name	TUM-1*	TUM-2*	TDH-5.5 marker strip	TDH-5.5T marker strip	TDH-14 marker strip	TDH-14T marker strip	NS-15 marker strip
A	8	10	8	8	10	10	8
B	900	900	22.5	22.5	22.5	22.8	11
C	1.0	1.0	1.0	0.9	1.0	0.9	1.0

\* Plate thickness: 0.5 mm available

## Marker strip case

(Order unit: 100)

### ●TUM marker strip case 10



## Marker sheet

(Order unit: 100)



Type name	TU-30S,60 marker sheet
Pitch	12,17



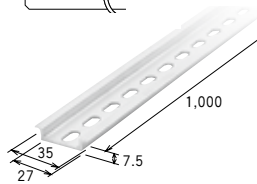
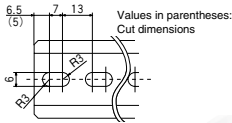
# ACCESSORIES

## ACCESSORIES

### Aluminum rail

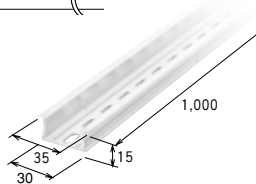
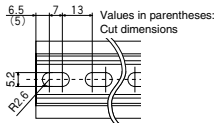
(Order unit: 50)

●TXB (DIN rail)



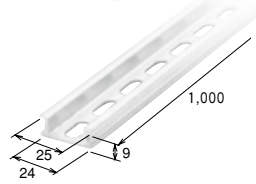
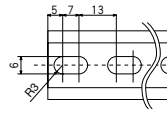
Applicable end clamp  
TXL,TJL,AFL

●TKB (reinforced DIN rail)



Applicable end clamp  
TXL,TJL,AFL

●TUB



Applicable end clamp  
TUL,TUL-W

### End clamp

(Order unit: 50)

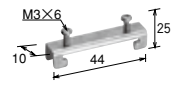
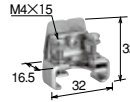
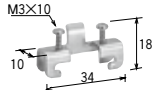
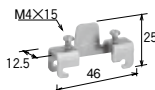
●TXL (for TXB)

●TJL (for TXB)

●TUL (for TUB)

●TUL-W (for TUB)

●AFL (for TXB)



### Cover

(Order unit: 20)

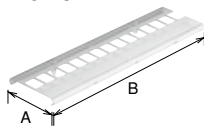
●TUC-DS

●TXC-DS

●AFDC-5.5

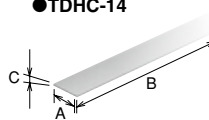
●TDHC-5.5

●TDHC-14



Type name	TUC-DS	TXC-DS
A	40	40
B	157	165

\* For 15 poles



Type name	AFDC-5.5	TDHC-5.5	TDHC-14
A	20	10	14
B	1,000	670	670
C	1	0.5	0.5

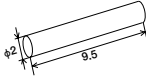
### Jumper

(Order unit: 10)

With insulation coat	2 poles	SB8RCB-2	SB11CB-2	SB12CB-2
	12 poles	SB8RCB-12	SB11CB-12	SB12CB-12
Dimensions				

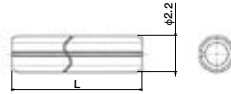
**Connecting pin** Used to disconnect 2 poles or more by one operation simultaneously. (Order unit: 100)

●TU-DS pin 2P



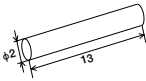
Applicable types
TU-DS type
TDH type
TX-DS type

●AFD LINK PIN □



Applicable types
AFD type
AQD type

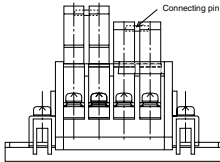
●NS LINK PIN



Applicable types
NS type

Type	L	Remark
AFD LINK PIN 8	8	AQD
AFD LINK PIN 10	10	AFD

\* Max. link pole number: 4 poles.



## TU-DS type

### Lever stopper

(Order unit: 100)

●TU-DS-LC



Applicable types
TU-DS type
TX-DS type

\* A marker strip can be inserted into the upper part of the stopper.

### Inter-phase jumper plug

(Order unit: 50)

●TU-DSB S plug

\* Exclusive to TU-DSB



## NS type

### End clamp for shaft assembly

●NS-15 leg

