




TXW TYPE



FEATURES

- TXW type is a space-saving type with 2 stages of terminal blocks and a reduced width.
- TXW type has the same basic performance as the TX type and can be attached / detached with one touch on the DIN rail.
- TXW-2N type is a space-saving type that can be used when most wiring is less than 2mm² and several 55mm² are connected.
- Stainless steel screw specifications is available. (TXW-2N type is not supported)

SPECIFICATIONS (RATINGS, PERFORMANCE)

Type	TXW-2	TXW-2N	TXW-5.5
Rated insulation voltage (Ui)	600V		
Rated current-carrying capacity (Ith)	15A	25A	30A
Max. wire size	2mm ²	3.5mm ² (5.5mm ²)	5.5mm ²
Screw size	M3.5×7.5	M4×8.5	M4×8.5
Withstand voltage	2,500 V AC / 1 min.		
Lightning impulse	±6kV / 3 times for each pole (1.2 / 50 μs)		
Ambient operating temperature	-25 to 50°C		
Storing temperature	-40 to 85°C		
Altitude	2,000 m or less		

How to order of terminal blocks

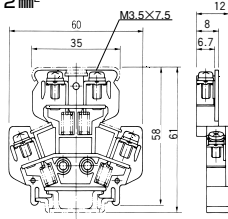
TXW-5.5 SUS × 10 XD - 8 MR

No.	Item	Code	Detail	Remark	
①	Basic type	TXW-□	□: Applicable wire size		
②	Screw type	(blank)	Iron screw		
		SUS	Stainless steel screw	* TXW-2N type is not supported.	
③	No. of poles	1 to max.	TXW-2	1~68	Max. pole No. is less than 600mm of rail length. (In case over 600mm, max. pole No. is less than 1,000mm of reinforced rail (TKB-D).)
			TXW-2N	1~55	
			TXW-5.5	1~68	
④	Rail	XD	TXB-D type rail	Punched rail	(Recommended maximum length: 600mm)
		XF	TXB-F type rail	U-cut rail	(Recommended maximum length: 600mm)
⑤	Tropical region type	(blank)			
		MR	Tropical region type	Special model	* TXW-2N type is not supported.

STANDARD PRODUCTS

TXW-2 (15A)

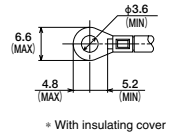
Applicable wire size: 0.75 to 2 mm²



● Applicable accessories

End plate	TXWE-2A
	TXWE-2B
Standard marker strip	TUM-2 (top and bottom)
Standard rail	TXB
End clamp	TXL
Cover	TUC-2

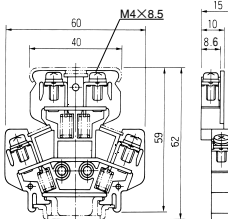

● Applicable crimp terminal



* With insulating cover

TXW-2N (25A)

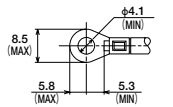
Applicable wire size: 1.25 to *5.5 mm²



● Applicable accessories

End plate	TXWE-2NA
	TXWE-2NB
Standard marker strip	TUM-2 (top and bottom)
Standard rail	TXB
End clamp	TXL
Cover	TUC-3

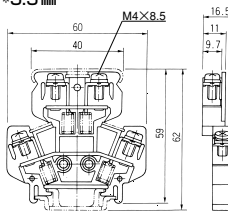

● Applicable crimp terminal



* To connect an electric wire of 5.5 mm², use a small crimp terminal.

TXW-5.5 (30A)

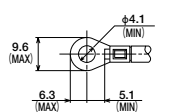
Applicable wire size: 1.25 to *5.5 mm²



● Applicable accessories

End plate	TXWE-5.5A
	TXWE-5.5B
Standard marker strip	TUM-2 (top and bottom)
Standard rail	TXB
End clamp	TXL
Cover	TUC-3

● Applicable crimp terminal



* With insulating cover

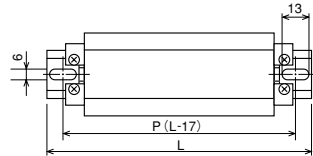


TXW TYPE

TABLE OF ASSEMBLED DIMENSIONS

TXW type assembly on punched rail

TXB-D type




Type Pole	TXW-2			TXW-2N			TXW-5-5			Type Pole
	P	L	Rail	P	L	Rail	P	L	Rail	
1	40	57	XD-3	40	57	XD-3	40	57	XD-3	1
2	60	77	XD-4	60	77	XD-4	60	77	XD-4	2
3	60	77	XD-4	60	77	XD-4	60	77	XD-4	3
4	60	77	XD-4	80	97	XD-5	80	97	XD-5	4
5	80	97	XD-5	80	97	XD-5	100	117	XD-6	5
6	80	97	XD-5	100	117	XD-6	100	117	XD-6	6
7	100	117	XD-6	100	117	XD-6	120	137	XD-7	7
8	100	117	XD-6	120	137	XD-7	120	137	XD-7	8
9	100	117	XD-6	120	137	XD-7	140	157	XD-8	9
10	120	137	XD-7	140	157	XD-8	140	157	XD-8	10
11	120	137	XD-7	140	157	XD-8	160	177	XD-9	11
12	140	157	XD-8	160	177	XD-9	160	177	XD-9	12
13	140	157	XD-8	160	177	XD-9	180	197	XD-10	13
14	140	157	XD-8	180	197	XD-10	200	217	XD-11	14
15	160	177	XD-9	180	197	XD-10	200	217	XD-11	15
16	160	177	XD-9	200	217	XD-11	220	237	XD-12	16
17	180	197	XD-10	200	217	XD-11	220	237	XD-12	17
18	180	197	XD-10	220	237	XD-12	240	257	XD-13	18
19	180	197	XD-10	220	237	XD-12	240	257	XD-13	19
20	200	217	XD-11	240	257	XD-13	260	277	XD-14	20
21	200	217	XD-11	240	257	XD-13	260	277	XD-14	21
22	220	237	XD-12	260	277	XD-14	280	297	XD-15	22
23	220	237	XD-12	260	277	XD-14	280	297	XD-15	23
24	220	237	XD-12	280	297	XD-15	300	317	XD-16	24
25	240	257	XD-13	280	297	XD-15	320	337	XD-17	25
26	240	257	XD-13	300	317	XD-16	320	337	XD-17	26
27	260	277	XD-14	300	317	XD-16	340	357	XD-18	27
28	260	277	XD-14	320	337	XD-17	340	357	XD-18	28
29	260	277	XD-14	320	337	XD-17	360	377	XD-19	29
30	280	297	XD-15	340	357	XD-18	360	377	XD-19	30
31	280	297	XD-15	340	357	XD-18	380	397	XD-20	31
32	300	317	XD-16	360	377	XD-19	380	397	XD-20	32
33	300	317	XD-16	360	377	XD-19	400	417	XD-21	33
34	300	317	XD-16	380	397	XD-20	420	437	XD-22	34
35	320	337	XD-17	380	397	XD-20	420	437	XD-22	35
36	320	337	XD-17	400	417	XD-21	440	457	XD-23	36
37	340	357	XD-18	400	417	XD-21	440	457	XD-23	37
38	340	357	XD-18	420	437	XD-22	460	477	XD-24	38
39	340	357	XD-18	420	437	XD-22	460	477	XD-24	39
40	360	377	XD-19	440	457	XD-23	480	497	XD-25	40
41	360	377	XD-19	440	457	XD-23	480	497	XD-25	41
42	380	397	XD-20	460	477	XD-24	500	517	XD-26	42
43	380	397	XD-20	460	477	XD-24	500	517	XD-26	43
44	380	397	XD-20	480	497	XD-25	520	537	XD-27	44
45	400	417	XD-21	480	497	XD-25	540	557	XD-28	45
46	400	417	XD-21	500	517	XD-26	540	557	XD-28	46
47	420	437	XD-22	500	517	XD-26	560	577	XD-29	47
48	420	437	XD-22	520	537	XD-27	560	577	XD-29	48
49	420	437	XD-22	520	537	XD-27	580	597	XD-30	49
50	440	457	XD-23	540	557	XD-28	580	597	XD-30	50
51	440	457	XD-23	540	557	XD-28				51
52	460	477	XD-24	560	577	XD-29				52
53	460	477	XD-24	560	577	XD-29				53
54	460	477	XD-24	580	597	XD-30				54
55	480	497	XD-25	580	597	XD-30				55
56	480	497	XD-25							56
57	500	517	XD-26							57
58	500	517	XD-26							58
59	500	517	XD-26							59
60	520	537	XD-27							60

CONNECTING DEVICES

TXW type assembly on U-cut rail

TXB-F type



Type Pole	TXW-2			TXW-2N			TXW-5-5			Type Pole
	P	L	Rail	P	L	Rail	P	L	Rail	
1	45	55	XF-55	45	55	XF-55	50	60	XF-60	1
2	55	65	XF-65	55	65	XF-65	60	70	XF-70	2
3	60	70	XF-70	65	75	XF-75	70	80	XF-80	3
4	70	80	XF-80	75	85	XF-85	80	90	XF-90	4
5	75	85	XF-85	85	95	XF-95	90	100	XF-100	5
6	85	95	XF-95	95	105	XF-105	105	115	XF-115	6
7	90	100	XF-100	105	115	XF-115	115	125	XF-125	7
8	100	110	XF-110	115	125	XF-125	125	135	XF-135	8
9	110	120	XF-120	125	135	XF-135	135	145	XF-145	9
10	115	125	XF-125	135	145	XF-145	145	155	XF-155	10
11	125	135	XF-135	145	155	XF-155	160	170	XF-170	11
12	135	145	XF-145	155	165	XF-165	170	180	XF-180	12
13	140	150	XF-150	165	175	XF-175	180	190	XF-190	13
14	145	155	XF-155	175	185	XF-185	190	200	XF-200	14
15	155	165	XF-165	185	195	XF-195	200	210	XF-210	15
16	165	175	XF-175	195	205	XF-205	215	225	XF-225	16
17	170	180	XF-180	205	215	XF-215	225	235	XF-235	17
18	180	190	XF-190	215	225	XF-225	235	245	XF-245	18
19	185	195	XF-195	225	235	XF-235	245	255	XF-255	19
20	195	205	XF-205	235	245	XF-245	255	265	XF-265	20
21	205	215	XF-215	245	255	XF-255	270	280	XF-280	21
22	210	220	XF-220	255	265	XF-265	280	290	XF-290	22
23	220	230	XF-230	265	275	XF-275	290	300	XF-300	23
24	225	235	XF-235	275	285	XF-285	300	310	XF-310	24
25	235	245	XF-245	285	295	XF-295	310	320	XF-320	25
26	245	255	XF-255	295	305	XF-305	325	335	XF-335	26
27	250	260	XF-260	305	315	XF-315	335	345	XF-345	27
28	260	270	XF-270	315	325	XF-325	345	355	XF-355	28
29	270	280	XF-280	325	335	XF-335	355	365	XF-365	29
30	275	285	XF-285	335	345	XF-345	365	375	XF-375	30
31	285	295	XF-295	345	355	XF-355	380	390	XF-390	31
32	290	300	XF-300	355	365	XF-365	390	400	XF-400	32
33	300	310	XF-310	365	375	XF-375	400	410	XF-410	33
34	305	315	XF-315	375	385	XF-385	410	420	XF-420	34
35	315	325	XF-325	385	395	XF-395	420	430	XF-430	35
36	325	335	XF-335	395	405	XF-405	435	445	XF-445	36
37	330	340	XF-340	405	415	XF-415	445	455	XF-455	37
38	340	350	XF-350	415	425	XF-425	455	465	XF-465	38
39	345	355	XF-355	425	435	XF-435	465	475	XF-475	39
40	355	365	XF-365	435	445	XF-445	475	485	XF-485	40
41	365	375	XF-375	445	455	XF-455	490	500	XF-500	41
42	370	380	XF-380	455	465	XF-465	500	510	XF-510	42
43	380	390	XF-390	465	475	XF-475	510	520	XF-520	43
44	385	395	XF-395	475	485	XF-485	520	530	XF-530	44
45	395	405	XF-405	485	495	XF-495	530	540	XF-540	45
46	405	415	XF-415	495	505	XF-505	545	555	XF-555	46
47	410	420	XF-420	505	515	XF-515	555	565	XF-565	47
48	420	430	XF-430	515	525	XF-525	565	575	XF-575	48
49	425	435	XF-435	525	535	XF-535	575	585	XF-585	49
50	435	445	XF-445	535	545	XF-545	585	595	XF-595	50
51	445	455	XF-455	545	555	XF-555				51
52	450	460	XF-460	555	565	XF-565				52
53	460	470	XF-470	565	575	XF-575				53
54	465	475	XF-475	575	585	XF-585				54
55	475	485	XF-485	585	595	XF-595				55
56	485	495	XF-495							56
57	490	500	XF-500							57
58	500	510	XF-510							58
59	505	515	XF-515							59
60	515	525	XF-525							60



TXW TYPE

ACCESSORIES

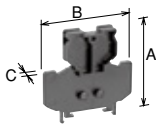
LIST OF APPLICABLE ACCESSORIES

Accessory	End plate	Marker strip	Marker strip case	Marker sheet	Aluminum rail	End clamp	Cover	Jumper
Type		Applicable	Semi-applicable		Applicable	Semi-applicable	Applicable	Semi-applicable
TXW TYPE	TXW-2	TXWE-2A, TXWE-2B	—	TX-2, 5.5 marker sheet	—	—	TUC-2	SB8RCB, SB8CB
	TXW-2N	TXWE-2NA, TXWE-2NB	TUM-2	TUM marker strip case 10	TXB	TKB TUB	TXL	TJL TUL-W
	TXW-5.5	TXWE-5.5A, TXWE-5.5B	—	TX-2, 5.5 marker sheet	—	—	TUC-3	SB10CB SB11CB

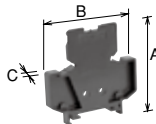
End plate

(Order unit: 100)

●TXWE-□A



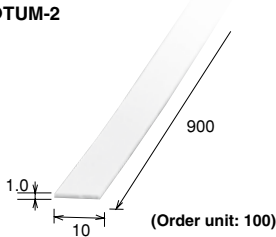
●TXWE-□B



Type name	TXWE-2A TXWE-2B	TXWE-2NA TXWE-2NB	TXWE-5.5A TXWE-5.5B
A	58	59	59
B	60	60	60
C	7	8	8.5

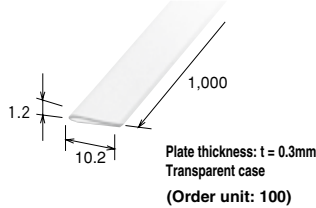
Marker strip

●TUM-2




Marker strip case

●TUM Marker case 10



Marker sheet

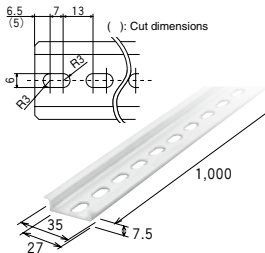
●TX-2, 5.5 Marker sheet



Aluminum rail

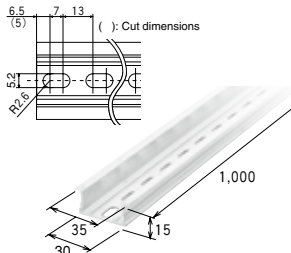
(Order unit: 50)

●TXB (DIN rail)



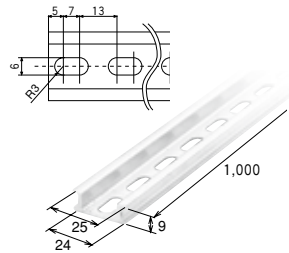
Applicable end clamp
TXL, TJL

●TKB (reinforced DIN rail)



Applicable end clamp
TXL, TJL

●TUB

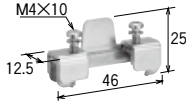


Applicable end clamp
TUL-W

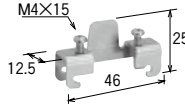
End clamp

(Order unit: 50)

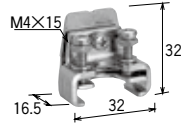
●TXL (for TXB)



●TJL (for TXB)



●TUL (for TUB)



Cover

(Order unit: 20)

●TUC cover



Type name	TUC-2 TUC-2-V0	TUC-3 TUC-3-V0
A	35	40
B	1,000	1,000
C	5.6	5.6

* The end "V0" is a flame retardant grade UL94V-0 specification product.

Jumper

(Order unit: 10)

With insulating coat	2 poles	SB8CB-2	SB8RCB-2	SB10CB-2 (2poles)	SB11CB-2
	12 poles	SB8CB-12	SB8RCB-12	SB10CB-4 (4poles)	SB11CB-12
Dimensions					

Name plate mount

(Order unit: 50)

●TX NP mount S



●TX NP mount lens



(Assembled state)

* The NP mount can be attached to TXL (end clamp).