




# TU-DS TYPE, TX-DS TYPE



## FEATURES

- The circuit can be disconnected by pulling the lever.
- The basic performance is equivalent to screw type TU type terminal block.
- Up-screw type TX-DS is also available.
- Models with easy-to-differentiate colors (green lever, red unit, etc.) are also available in the series lineup.
- With the banana plug, TU-DSB can be quickly short-circuited between pole and pole.
- 2-pole batch disconnection is also available.
- The terminal block can be mounted on DIN rails.

## SPECIFICATIONS (RATINGS, PERFORMANCE)

Specification \ Type	TU-DS TU-DSG TU-DSR	TU-DSB	TU-DSS	TX-DS
Rated insulation voltage (Ui)	600V			
Rated current-carrying capacity (Ith)	15A			
Max. wire size	2mm <sup>2</sup>			5.5mm <sup>2</sup>
Screw size	M4x10	Plug socket	M4x10	M4x8.5
Withstand voltage	1 minute at 2,500V AC			
Lightning impulse	±7kV / 3 times for each pole (1.2 / 50 μs)			
Operating temperature	-20 to 50°C			
Storing temperature	-55 to 85°C	-40 to 85°C		
Altitude	2,000 m max.			

## How to order of terminal blocks

For the how to order, see A40.

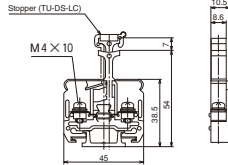
### STANDARD PRODUCTS

Yellow lever

#### TU-DS

DIN rail-mounting

Wire size: 0.75 to 2 mm<sup>2</sup>



#### ● Applicable accessories

End plate	TUE-6
Standard marker strip	TUM-2
Standard rail	TUB, TXB
End clamp	TUL, TXL
Cover	TUC-DS

#### ● Applicable crimp terminal

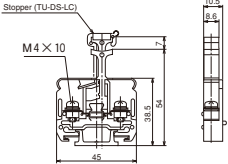


Green lever

#### TU-DSG

DIN rail-mounting

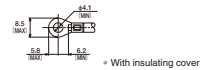
Wire size: 0.75 to 2 mm<sup>2</sup>



#### ● Applicable accessories

End plate	TUE-6
Standard marker strip	TUM-2
Standard rail	TUB, TXB
End clamp	TUL, TXL
Cover	TUC-DS

#### ● Applicable crimp terminal

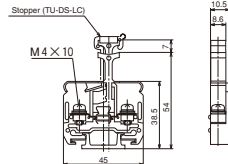


Yellow lever, red unit

#### TU-DSR

DIN rail-mounting

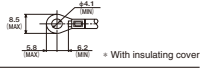
Wire size: 0.75 to 2 mm<sup>2</sup>



#### ● Applicable accessories

End plate	TUE-6
Standard marker strip	TUM-2
Standard rail	TUB, TXB
End clamp	TUL, TXL
Cover	TUC-DS

#### ● Applicable crimp terminal

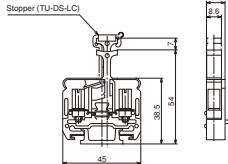


With plug socket

#### TU-DSB

DIN rail-mounting

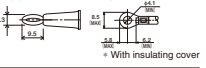
Wire size: 0.75 to 2 mm<sup>2</sup>



#### ● Applicable accessories

End plate	TUE-6
Standard marker strip	TUM-2
Standard rail	TUB, TXB
End clamp	TUL, TXL
Cover	TUC-DS

#### ● Applicable crimp terminal

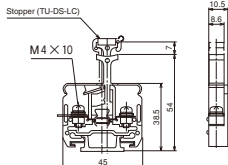


With soldering terminal

#### TU-DSS

DIN rail-mounting

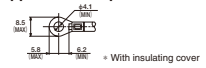
Wire size: 0.75 to 2 mm<sup>2</sup>



#### ● Applicable accessories

End plate	TUE-6
Standard marker strip	TUM-2
Standard rail	TUB, TXB
End clamp	TUL, TXL
Cover	TUC-DS

#### ● Applicable crimp terminal

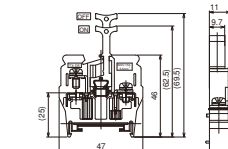


Yellow lever, up-screw type

#### TX-DS

DIN rail-mounting

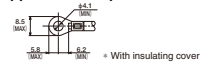
Wire size: 2 to 5.5 mm<sup>2</sup>



#### ● Applicable accessories

End plate	TXE-14
Standard marker strip	TUM-2
Standard rail	TUB, TXB
End clamp	TUL, TXL
Cover	TXC-DS

#### ● Applicable crimp terminal





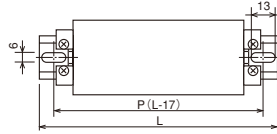
# TU-DS TYPE, TX-DS TYPE

## TABLE OF ASSEMBLED DIMENSIONS

### TU-DS type assembly on punched rail

#### TUB-D type

TU-DS,DSG,DSR,DSB,DSS

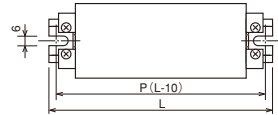


Pole	1	2	3	4	5	6	7	8	9	10	11	12	13	14	15	16								
P	60			80			100			120			140			160			180			200		
L	77			97			117			137			157			177			197			217		
Rail	UD-4			UD-5			UD-6			UD-7			UD-8			UD-9			UD-10			UD-11		

### TU-DS type assembly on U-cut rail

#### TUB-F type

TU-DS,DSG,DSR,DSB,DSS

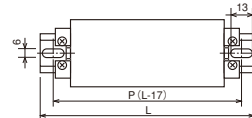


Pole	1	2	3	4	5	6	7	8	9	10	11	12	13	14	15	16
P	50	55	65	75	85	100	105	120	130	140	150	160	170	180	190	200
L	60	65	75	85	95	110	115	130	140	150	160	170	180	190	200	200
Rail	UF-60	UF-65	UF-75	UF-85	UF-95	UF-110	UF-115	UF-130	UF-140	UF-150	UF-160	UF-170	UF-180	UF-190	UF-200	UF-200

### TU-DS type assembly on punched rail

#### TXB-D type

TU-DS,DSG,DSR,DSB,DSS

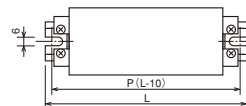


Pole	1	2	3	4	5	6	7	8	9	10	11	12	13	14	15	16								
P	60			80			100			120			140			160			180			200		
L	77			97			117			137			157			177			197			217		
Rail	XD-4			XD-5			XD-6			XD-7			XD-8			XD-9			XD-10			XD-11		

### TU-DS type assembly on U-cut rail

#### TXB-F type

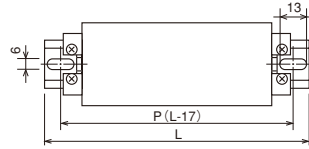
TU-DS,DSG,DSR,DSB,DSS



Pole	1	2	3	4	5	6	7	8	9	10	11	12	13	14	15	16
P	50	55	65	75	85	95	105	115	125	140	150	160	170	180	190	200
L	60	65	75	85	95	105	115	125	135	150	160	170	180	190	200	210
Rail	XF-60	XF-65	XF-75	XF-85	XF-95	XF-105	XF-115	XF-125	XF-135	XF-150	XF-160	XF-170	XF-180	XF-190	XF-200	XF-210

## TX-DS type assembly on punched rail

### TXB-D type

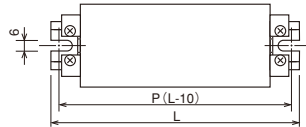


TX-DS

Pole	1	2	3	4	5	6	7	8	9	10	11	12	13	14	15	16
P	60	80	80	100	100	120	120	140	140	160	160	180	200	200	220	
L	77	97	97	117	117	137	137	157	157	177	177	197	217	217	237	
Rail	XD-4		XD-5		XD-6		XD-7		XD-8		XD-9		XD-10		XD-11	

## TX-DS type assembly on U-cut rail

### TXB-F type



TX-DS

Pole	1	2	3	4	5	6	7	8	9	10	11	12	13	14	15	16
P	50	60	70	80	90	105	115	125	135	145	160	170	180	190	200	215
L	60	70	80	90	100	115	125	135	145	155	170	180	190	200	210	225
Rail	XF-60	XF-70	XF-80	XF-90	XF-100	XF-115	XF-125	XF-135	XF-145	XF-155	XF-170	XF-180	XF-190	XF-200	XF-210	XF-225

## ACCESSORIES

Please see page A75 to A78 for accessories.