







ACCESSORIES

ACCESSORIES


LIST OF APPLICABLE ACCESSORIES

Accessory		End plate	Marker strip		Marker strip case	Marker sheet
			Applicable	Semi-applicable		
Type						
TU-DS TYPE	TX-DS TYPE		TUE-6	TUM-2		
		TXE-14				
AFD TYPE	AFD-5.5	AFDE-5.5A, AFDE-5.5B	TUM-2	—	TUM marker strip case 10	TU-30S, 60 marker sheet
TDH TYPE	TDH-5.5 TDH-5.5T	TDHE-5.5	TUM-1	—	—	—
	TDH-14 TDH-14T	TDHE-14	TUM-2	—	—	—
NS TYPE	NS-15	NSE-15	TUM-1 NS-15 mark	—	—	—
	NS-F	NSE-F			—	—
	NS-TT	NSE-TT			—	—

End plate

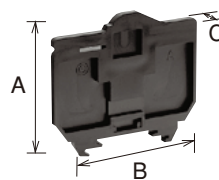
(Order unit: 100)

●TU-DS TYPE, TX-DS TYPE



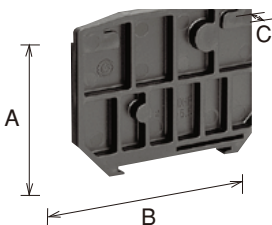
Type name	TUE-6	TXE-14
A	36	47.5
B	45	45
C	3	5

●AFD TYPE




Type name	AFDE-5.5A AFDE-5.5B
A	52.7
B	60
C	4

●TDH TYPE







Type name	TDHE-5.5	TDHE-14
A	44.5	50.8
B	59	69
C	5	5

●NS TYPE



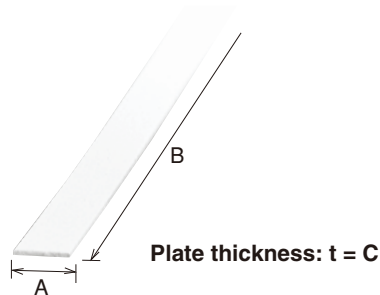
Type name	NSE-15	NSE-F	NSE-TT
A	37	37	37
B	62	62	62
C	3	3	3

TERMINAL BLOCK

Aluminum rail		End clamp		Cover	Jumper	Accessory	
						Type	
Applicable	Semi-applicable	Applicable	Semi-applicable				
TUB TXB	TKB	TUL	TXL, TJL	TUC-DS TXC-DS	—	TU-DS TX-DS	TU-DS TYPE TX-DS TYPE
TXB	TUB, TKB	TXL	TUL-W TJL AFL	AFDC-5.5	SB12, SB12CB	AFD-5.5	AFD TYPE
TXB	TKB	TXL	TJL	TDHC-5.5 TDHC-14	SB11, SB11CB SB14, SB14CB	TDH-5.5 TDH-5.5T TDH-14 TDH-14T	TDH TYPE
TUB	TXB, TKB	TUL-W	TXL, TJL	— — —	— — —	NS-15 NS-F NS-TT	NS TYPE

Marker strip

(Order unit: 100)



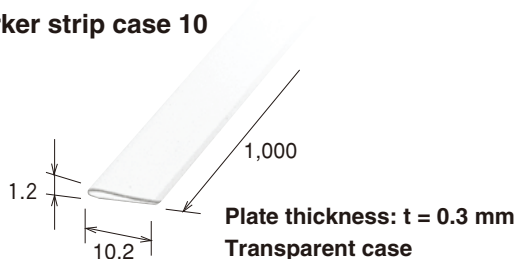
Type name	TUM-1*	TUM-2*	NS-15 marker strip
A	8	10	8
B	900	900	11
C	1.0	1.0	1.0

* Plate thickness: 0.5 mm available

Marker strip case


(Order unit: 100)

●TUM marker strip case 10



Marker sheet

(Order unit: 100)



Type name	TU-30S,60 marker sheet
Pitch	12,17



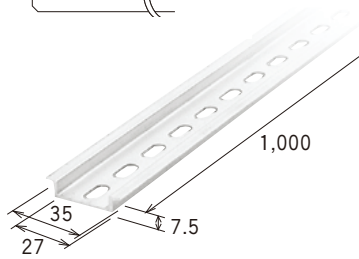
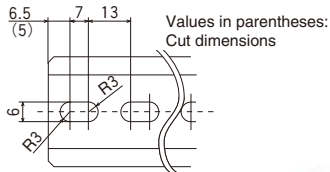
ACCESSORIES

ACCESSORIES

Aluminum rail

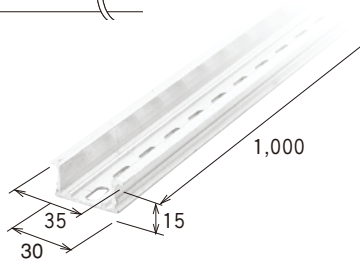
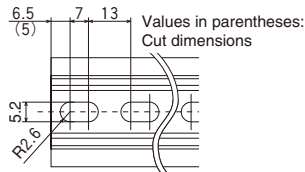
(Order unit: 50)

●TXB (DIN rail)



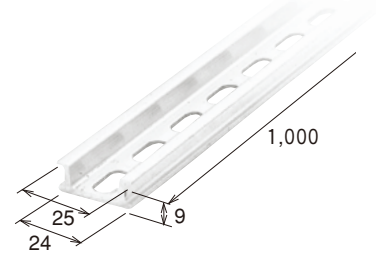
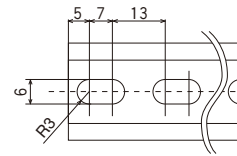
Applicable end clamp
TXL,TJL,AFL

●TKB (reinforced DIN rail)



Applicable end clamp
TXL,TJL,AFL

●TUB



Applicable end clamp
TUL,TUL-W

End clamp

(Order unit: 50)



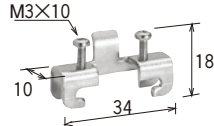
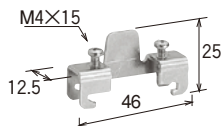

●TXL (for TXB)

●TJL (for TXB)

●TUL (for TUB)

●TUL-W (for TUB)

●AFL (for TXB)



Cover

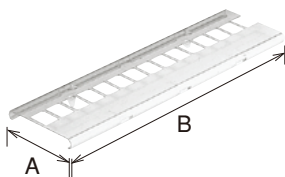
(Order unit: 20)

●TUC-DS

●TXC-DS

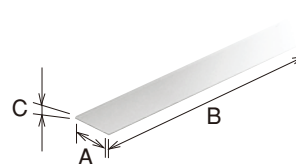
●AFDC-5.5

●TDHC-5.5



Type name	TUC-DS	TXC-DS
A	40	40
B	157	165

* For 15 poles



Type name	AFDC-5.5	TDHC-5.5
A	20	10
B	1,000	670
C	1	0.5

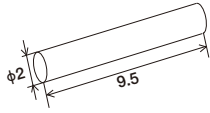
Jumper

(Order unit: 10)

With insulation coat	2 poles	SB8RCB-2	SB11CB-2	SB12CB-2
	12 poles	SB8RCB-12	SB11CB-12	SB12CB-12
Dimensions				

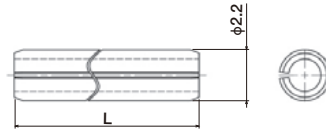
Connecting pin Used to disconnect 2 poles or more by one operation simultaneously. (Order unit: 100)

●TU-DS pin 2P



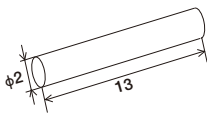
Applicable types
TU-DS type
TDH type
TX-DS type

●AFD LINK PIN □



Applicable types
AFD type
AQD type

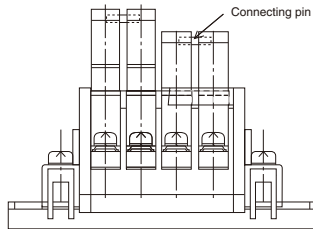
●NS LINK PIN



Applicable types
NS type

Type	L	Remark
AFD LINK PIN 8	8	AQD
AFD LINK PIN 10	10	AFD

* Max. link pole number: 4 poles.



TU-DS type

Lever stopper (Order unit: 100)

●TU-DS-LC



Applicable types
TU-DS type
TX-DS type

* A marker strip can be inserted into the upper part of the stopper.

Inter-phase jumper plug (Order unit: 50)

●TU-DSB S plug * Exclusive to TU-DSB



NS type

End clamp for shaft assembly

●NS-15 leg

