



CAM-OPERATED SWITCH

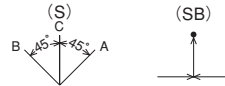
B TYPE, BH TYPE

CONTACT ARRANGEMENT DIAGRAM INDEX

Operation	Notch code	Contact number	Page	Operation	Notch code	Contact number	Page
Automatic return (45 degree operation)	S,SB	2,4,6,8	A33 to 34	45° 3-position changeover	T	2,4,6,8,10,12,14,16,18,20,24,28	A43 to 47
Automatic return with close keep contact	B,A	2,4	A35	45° 4-position changeover	F	4,6,8,10,12	A47 to 48
Automatic return type by pulling and pushing	SZ	4,6,8	A35	45° 5-position changeover	E	4,6,8,10,12,14,16,24,30,32	A48 to 50
90° 2-position changeover	H	2,4,6,8,10,12,14,16,18,20,24,26,28,30,32	A36 to 42	45° 6-position changeover	G	6	A50

CONTACT ARRANGEMENT DIAGRAM

■ Automatic return (S, SB)



● 2 contacts (1 unit)

Type (automatic return)	S1001	S1002	S1003	S1004	S1005	S1006	S1007
Detail	S1-1B1A	S1-2B	S1-2A	S1-1C1A	S1-2BA	S1-1M1N	S1-1M1B
Contact arrangement							
Type (pulling)	SB1001	SB1002	SB1003	SB1004	SB1005	SB1006	SB1007
Type (automatic return)	S1008	S1009	S1010	S1101	S1102	S1103	
Detail	S1-1N1A	S1-1N1B	S1-2N	S1-1A1B	S1-1A1N	S1-1B1M	
Contact arrangement							
Type (pulling)	SB1008	SB1009	SB1010	SB1101	SB1102	SB1103	

● 4 contacts (2 units)

Type (automatic return)	S2001	S2002	S2003	S2004	S2005	S2006	S2007
Detail	S2-2B2A	S2-4A	S2-1B2C1A	S2-1B1C2A	S2-1M1N1B1A	S2-1M1N2A	S2-2N1B1A
Contact arrangement							
Type (pulling)	SB2001	SB2002	SB2003	SB2004	SB2005	SB2006	SB2007
Type (automatic return)	S2008	S2009	S2010	S2011	S2012	S2101	—
Detail	S2-2N2A	S2-2M2N	S2-1N1B1C1A	S2-1N1B2A	S2-1N3A	S2-2A2B	SB2-1N1B2A
Contact arrangement							
Type (pulling)	SB2008	SB2009	SB2010	SB2011	SB2012	—	SB2101
Type (automatic return)	S2102	—	S2103	S2104	S2105	S2106	S2107
Detail	S2-2A2N	SB2-2(1A1B)	S2-2A2C	S2-2(1A1B)	S2-1A1N1B1A	S2-1A1B1N1M	S2-2(1A1N)
Contact arrangement							
Type (pulling)	—	SB2102	SB2103	SB2104	SB2105	SB2106	SB2107
Type (automatic return)	S2108	S2109	S2110	S2111	S2120	—	
Detail	S2-1A1B1C1BA	S2-1A1B1A1N	S2-1A3B	S2-2(1B1A)	S2-1B1A1N	SBL2-2L1A1B	
Contact arrangement							
Type (pulling)	SB2108	SB2109	SB2110	SB2111	SB2120	SBL2212	

* SB2011, SB2102 and SB2104 all have the same contact arrangement.

CONTACT ARRANGEMENT DIAGRAM

●6 contacts (3 units)

Type (automatic return)	S3001	S3002	S3003	S3004	S3005	S3006
Detail	S3-3B3A	S3-6A	S3-2B2C2A	S3-2B2A2BA	S3-2B4A	S3-4B2A
Contact arrangement						
Type (pulling)	SB3001	SB3002	SB3003	SB3004	SB3005	SB3006
Type (automatic return)	S3007	S3008	S3009	S3010	S3101	—
Detail	S3-2M2B2A	S3-2N2B2A	S3-2M2N1B1A	S3-2N4A	S3-3A3B	SB3-3(1A1B)
Contact arrangement						
Type (pulling)	SB3007	SB3008	SB3009	SB3010	—	SB3101
Type (automatic return)	S3104	SBL3-2L1M1N1B1A		SBL3-202L1A1B		
Detail	SB3-3(1A1N)	S3-2A2B2C				
Contact arrangement						
Type (pulling)	SB3102	—	SBL3202		SBL3311	

●8 contacts (4 units)

Type (automatic return)	S4001	S4002	S4003	S4004	S4005
Detail	S4-4B4A	S4-2B4C2A	S4-2M2N2B2A	S4-4N2B2A	S4-2N2B4A
Contact arrangement					
Type (pulling)	SB4001	SB4002	SB4003	SB4004	SB4005
Type (automatic return)	S4006	S4007	—		
Detail	S4-2N4B2A	S4-4N4A	SBL4-2U2L2(1A1B)		
Contact arrangement					
Type (pulling)	SB4006	SB4007	SBL4311		

A SWITCH

B PILOT LAMP & INDICATOR

C CONNECTING DEVICES

D ELECTRONIC DEVICES

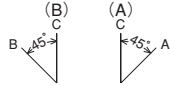


CAM-OPERATED SWITCH

B TYPE, BH TYPE

CONTACT ARRANGEMENT DIAGRAM

■ Automatic return type (45 degree operation) (B, A)

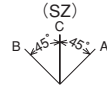


● 2 contacts (1 unit)

● 4 contacts (2 units)

Type	B1001	A1001	A1002	B2001	A2001
Detail	B1-2B	A1-2A	A1-1C1A	B2-4B	A2-4A
Contact arrangement					

■ Automatic return type with close keep contact (SZ)



● 4 contacts (2 units)

● 6 contacts (3 units) ● 8 contacts (4 units)

Type	SZ2001	SZ2002	SZ2003	SZ2004	SZ3001	SZ4001
Detail	SZ2-2Z1B1A	SZ2-2Y1B1A	SZ2-1Y1B	SZ2-1Z1A	SZ3-1Y1Z1M1N1B1A	SZ4-2Y2Z1M1N1B1A
Contact arrangement						

■ Automatic return type and manual return type in axial direction (SQ)



● 4 contacts (2 units)

● 4 contacts (3 units)

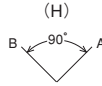
Type	SQ2001	SQ2002	SQ2211	SQ2212	SQ2101
Detail	SQ2-2U1B1A	SQ2-2L1B1A	SQ2-2U1A1B	SQ2-2L1A1B	SQ2-1U1L1B1A
Contact arrangement					

● 6 contacts (3 units)

● 8 contacts (4 units)

Type	SQ3201	SQ3202	SQ3203	SQ3311	SQ4301	SQ4311
Detail	SQ3-2U2B2A	SQ3-2U2 (1A1B)	SQ3-2L2B2A	SQ3-2U2L1A1B	SQ4-2U2L2B2A	SQ4-2U2L2 (1A1B)
Contact arrangement						

■ 90° 2-position changeover (H)



● 2 contacts (1 unit)

Type	H1001	H1002	H1003	H1004	H1005	H1006	
Detail	H1-1B1A	H1-2B	H1-2A	H1-1BL1AL	H1-1B1BA	H1-1A1BA	
Contact arrangement							
Type	H1101	H1102					
Detail	H1-1A1B	H1-1AL1BL					
Contact arrangement							

● 4 contacts (2 units)

Type	H2001	H2002	H2003	H2004	H2005	H2006
Detail	H2-2B2A	H2-4B	H2-4A	H2-1B3A	H2-3B1A	H2-1B1A2BA
Contact arrangement						
Type	H2008	H2009	H2101	H2102	H2103	H2104
Detail	H2-2BL2AL	H2-1B1A1BL1AL	H2-2A2B	H2-2AL2BL	H2-2 (1A1B)	H2-3A1B
Contact arrangement						
Type	H2105	H2106	H2108	H2109	H2110	
Detail	H2-1A1B2A	H2-1A1B1AL1BL	H2-2 (1AL1BL)	H2-1AL1BL1A1B	H2-2 (1B1A)	
Contact arrangement						
Type	H2111	H2112	H2113			
Detail	H2-1A1B2BA	H2-2 (1BL1AL)	H2-1B1A2B			
Contact arrangement						

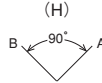


CAM-OPERATED SWITCH

B TYPE, BH TYPE

CONTACT ARRANGEMENT DIAGRAM

■ 90° 2-position changeover (H)



● 6 contacts (3 units)

Type	H3001	H3002	H3003	H3004	H3005	H3006
Detail	H3-3B3A	H3-6B	H3-6A	H3-2A2BL2AL	H3-1B5A	H3-5B1A
Contact arrangement						

Type	H3007	H3008	H3009	H3010	H3011	H3101
Detail	H3-2B4A	H3-4B2A	H3-2B2A1BL1AL	H3-1B1A2BL2AL	H3-3BL3AL	H3-3A3B
Contact arrangement						

Type	H3102	H3103	H3104	H3105	H3106	H3107
Detail	H3-3(1A1B)	H3-3AL3BL	H3-5A1B	H3-3(1AL1BL)	H3-1A1B2AL2BL	H3-1A1B2A1B1A
Contact arrangement						

Type	H3108	H3109
Detail	H3-4A2B	H3-3(1B1A)
Contact arrangement		

● 8 contacts (4 units)

Type	H4001	H4002	H4003	H4004	H4005	H4006
Detail	H4-4B4A	H4-8B	H4-8A	H4-3B3A1BL1AL	H4-2B6A	H4-6B2A
Contact arrangement						

Type	H4007	H4008	H4101	H4102	H4103	H4104
Detail	H4-4BL4AL	H4-3BA2B2A1B	H4-4(1A1B)	H4-4A4B	H4-4AL4BL	H4-2A2B2AL2BL
Contact arrangement						

● 8 contacts (4 units)

Type	H4105	H4106	H4107
Detail	H4-2AL2BL2A2B	H4-4(1AL1BL)	H4-4(1B1A)
Contact arrangement			

● 10 contacts (5 units)

Type	H5001	H5003	H5005	H5101	H5102
Detail	H5-5B5A	H5-10A	H5-2B8A	H5-5(1A1B)	H5-5A5B
Contact arrangement					

Type	H5103	H5104	H5105	H5106	H5107
Detail	H5-1A1B4(1AL1BL)	H5-3AL3BL2AL2BL	H5-5(1B1A)	H5-5(1AL1BL)	H5-2A8B
Contact arrangement					

● 12 contacts (6 units)

Type	H6001	H6002	H6003	H6004	H6005	H6006
Detail	H6-6B6A	H6-12B	H6-12A	H6-2B10A	H6-4B8A	H6-8B4A
Contact arrangement						

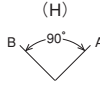


CAM-OPERATED SWITCH

B TYPE, BH TYPE

CONTACT ARRANGEMENT DIAGRAM

● 90° 2-position changeover (H)



● 12 contacts (6 units)

Type	H6101	H6102	H6103	H6105	H6106	H7003
Detail	H6-6 (1A1B)	H6-6A6B	H6-10A2B	H6-4A8B	H6-6 (1B1A)	H7-14A
Contact arrangement						

● 14 contacts (7 units)

● 16 contacts (8 units)

Type	H8001	H8002	H8003	H8005	H8006	H8007
Detail	H8-8B8A	H8-6B10A	H8-4B12A	H8-16A	H8-7B9A	H8-8 (1B1A)
Contact arrangement						

Type	H8101	H8102	H8103	H8104	H8105	H8106
Detail	H8-8 (1A1B)	H8-8A8B	H8-1B15A	H8-2B14A	H8-10A6B	H8-14A2B
Contact arrangement						

●16 contacts (8 units)

Type	H8107	H8108
Detail	H8-3B13A	H8-8BL8AL
Contact arrangement		

●18 contacts (9 units)

Type	H9001	H9101	H9102	H9103
Detail	H9-9B9A	H9-1B17A	H9-2B16A	H9-3B15A
Contact arrangement				

●20 contacts (10 units)

Type	H10003	H10101	H10102	H10103	H10104
Detail	H10-20A	H10-10 (1A1B)	H10-18A2B	H10-16A4B	H10-14A6B
Contact arrangement					



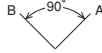
CAM-OPERATED SWITCH

B TYPE, BH TYPE

CONTACT ARRANGEMENT DIAGRAM

(H)

■ 90° 2-position changeover (H)



● 20 contacts (10 units)

Type	H10105	H10106	H10110	H10120
Detail	H10-12A8B	H10-10A10B	H10-10 (1B1A)	H10-6BL4B4AL4A1B1A
Contact arrangement				
	B A	B A	B A	B A

● 24 contacts (12 units)

Type	H12003	H12102	H12103	H12104	H12105
Detail	H12-24A	H12-12 (1A1B)	H12-22A2B	H12-20A4B	H12-18A6B
Contact arrangement					
	B A	B A	B A	B A	B A

●24 contacts (12 units)

Type	H12106	H12107	H12108	H12110
Detail	H12-16A8B	H12-14A10B	H12-12A12B	H12-12 (1B1A)
Contact arrangement				

●26 contacts (13 units)

Type	H13001
Detail	H13-18A8B
Contact arrangement	

●28 contacts (14 units)

Type	H14101	H14102
Detail	H14-14 (1A1B)	H14-14 (1B1A)
Contact arrangement		

●30 contacts (15 units)

Type	H15110
Detail	H15-15 (1B1A)
Contact arrangement	

●32 contacts (16 units)

Type	H16101
Detail	H16-16 (1A1B)
Contact arrangement	

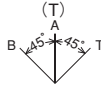


CAM-OPERATED SWITCH

B TYPE, BH TYPE

CONTACT ARRANGEMENT DIAGRAM

■ 45° 3-position changeover (T)



● 2 contacts (1 unit)

Type	T1001	T1002	T1003	T1004	T1005	T1006	T1007
Detail	T1-1B1T	T1-1B1A	T1-1A1T	T1-1T1AT	T1-1BA1AT	T1-1T1BT	T1-2BT
Contact arrangement							

Type	T1101	T1102	T1103
Detail	T1-1T1B	T1-1A1B	T1-1T1A
Contact arrangement			

● 4 contacts (2 units)

Type	T2001	T2002	T2003	T2004	T2005	T2006
Detail	T2-2B2T	T2-2B2A	T2-2A2T	T2-1B2A1T	T2-2B1A1T	T2-1B1A2T
Contact arrangement						

Type	T2007	T2008	T2009	T2010	T2011	T2012
Detail	T2-2B2AT	T2-2T2AT	T2-1B1A1T1BA	T2-1B1A1T1AT	T2-1B1T1BA1AT	T2-2T1BA1AT
Contact arrangement						

Type	T2013	T2014	T2015	T2016	T2017	T2018
Detail	T2-1B2T1AT	T2-1B1A1T1BT	T2-1B1T1B2T	T2-2BA2AT	T2-2AL1BL1TL	T2-1BL1BAL1ATL1TL
Contact arrangement						

●4 contacts (2 units)

Type	T2019	T2101	T2102	T2103	T2104	T2105
Detail	T2-1BAL1ATL1TL1BL	T2-2(1T1B)	T2-2AL1TL1BL	T2-2T2A	T2-2T2B	T2-2(1T1A)
Contact arrangement						
Type	T2106	T2107	T2108	T2109	T2110	T2111
Detail	T2-2(1B1T)	T2-1T1A1T1AT	T2-1T1A2AT	T2-1T1A2B	T2-1T1A1AT1B	T2-1T1AT1B1BA
Contact arrangement						
Type	T2112	T2114	T2115	T2116	T2117	T2118
Detail	T2-1T1B1AT1BA	T2-1T1A1AT1T	T2-1T1A1AT1BA	T2-2(1AT1BA)	T2-1T1A1B1T	T2-1T1B2A
Contact arrangement						
Type	T2119	T2120	T2121	T2122	T2123	T2124
Detail	T2-1T1A1B1A	T2-1T1BA1AT1B	T2-2T1A1B	T2-1ATL1BAL1BL1TL	T2-1T1A1B1BA	T2-2A1T1B
Contact arrangement						
Type	T2125	T2126	T2127	T2128	T2129	
Detail	T2-1T2A1B	T2-1BAL1BL1TL1ATL	T2-1B1A1T1A	T2-1TL1AL1BL1TL	T2-1T3B	
Contact arrangement						

●6 contacts (3 units)

Type	T3001	T3002	T3003	T3004	T3005	T3006
Detail	T3-3B3T	T3-2B2A2T	T3-3B3A	T3-3A3T	T3-2B4T	T3-2B2T2BT
Contact arrangement						

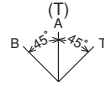


CAM-OPERATED SWITCH

B TYPE, BH TYPE

CONTACT ARRANGEMENT DIAGRAM

■ 45° 3-position changeover (T)



● 6 contacts (3 units)

Type	T3007	T3008	T3009	T3010	T3011	T3012
Detail	T3-2B1A1T1BA1AT	T3-1B1A2T1BA1AT	T3-3T3AT	T3-2T2BA2AT	T3-2BL2AL2TL	T3-2(1B1T)1B1A
Contact arrangement						
Type	T3013	T3101	T3102	T3103	T3104	T3105
Detail	T3-1B2A2T1BA	T3-3(1T1B)	T3-2(1T1A1B)	T3-3(1B1A1T)	T3-3T3B	T3-2T2A2B
Contact arrangement						
Type	T3106	T3107	T3108	T3109	T3110	T3111
Detail	T3-3T3A	T3-2(1T1A)1A1T1BA	T3-2TL2AL2BL	T3-3(1T1A)	T3-3T1A1A1T1BA	T3-1BL1TL1AL1T
Contact arrangement						
Type	T3112	T3113	T3114			
Detail	T3-2T2B2T	T3-1B1T1A2T	T3-2(1TL1AL1BL)			
Contact arrangement						

● 8 contacts (4 units)

Type	T4001	T4002	T4003	T4004	T4005	T4006	T4007
Detail	T4-4B4T	T4-4A4T	T4-2B2A4T	T4-3B5T	T4-3B3T2BT	T4-2B2T2BA2AT	
Contact arrangement							
Type	T4008	T4009	T4010	T4011	T4101	T4102	T4103
Detail	T4-2B2A2T1B1T	T4-2B2T4A	T4-2(1B1A1T)2A	T4-2B3A3T	T4-4T4B	T4-2T2A1A1B1A1A1B	T4-2T2A1B1A1T1T1A
Contact arrangement							

● 8 contacts (4 units)

Type	T4104	T4105	T4106	T4107	T4108	T4109	T4110
Detail		T4-2T6B	T4-1T1B6BT	T4-1B1T6BT	T4-2T2A2B1A1T	T4-6A1A1T	T4-2 (1B1A1T)1B1T1T
Contact arrangement							

● 10 contacts (5 units)

Type	T5001	T5004	T5005	T5006	T5101	T5102	T5103
Detail	T5-5B5T	T5-6B4T	T5-4 (1B1T) 1B1A	T5-2B4A4T	T5-3 (1B1A1T)	T5-3 (1T1A1B)	T5-3 (1TL1AL1BL)
Contact arrangement							

● 10 contacts (5 units)

Type	T5104
Detail	T5-1T1B8BT
Contact arrangement	

● 12 contacts (6 units)

Type	T6001	T6101	T6102	T6103
Detail	T6-6B6T	T6-4 (1B1A1T)	T6-4 (1T1A1B)	T6-8A7A2A2T
Contact arrangement				

● 14 contacts (7 units)

Type	T7122
Detail	T7-10AT2A2T
Contact arrangement	

● 16 contacts (8 units)

Type	T8101
Detail	T8-5 (1B1A1T)
Contact arrangement	

● 18 contacts (9 units)

Type	T9102	T9103
Detail	T9-6T6A6B	T9-10AT4A4T
Contact arrangement		

A SWITCH

B PILOT LAMP & INDICATOR

C CONNECTING DEVICES

D ELECTRONIC DEVICES

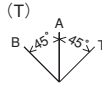


CAM-OPERATED SWITCH

B TYPE, BH TYPE

CONTACT ARRANGEMENT DIAGRAM

45° 3-position changeover (T)



20 contacts (10 units)

Type	T10101
Detail	T10-16AT2A2T
Contact arrangement	

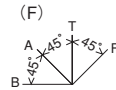
24 contacts (12 units)

Type	T12001	T12101
Detail	T12-8B8A8T	T12-2(3B3A3T)2B2A2T
Contact arrangement		

28 contacts (14 units)

Type	T14102
Detail	T14-24AT2A2T
Contact arrangement	

45° 4-position changeover (F)



4 contacts (2 units)

Type	F2001	F2002	F2003	F2004	F2101	F2102
Detail	F2-1B1A1T1F	F2-1B1F1T1A1F	F2-1A1F1T1A1F	F2-1T1A1F1F1B1A1F	F2-1B1F1A1F	F2-2A1T1F
Contact arrangement						

6 contacts (3 units)

Type	F3001	F3002	F3003	F3004	F3101	F3102
Detail	F3-2A2T2F	F3-1B1A1T1F1T1A1F	F3-1B2F1BAT1F1A1F	F3-1T1F1BF2AT1TF	F3-2(1F1B)2T	F3-2A2T1BAT1L1FL
Contact arrangement						

Type	F3103	F3104	F3110
Detail	F3-1B1A1T1F1T1F		
Contact arrangement			

● 8 contacts (4 units)

Type	F4001	F4101
Detail	F4-2B2A2T2F	F4-2(1B1A1T1F)
Contact arrangement		

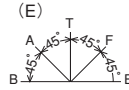
● 10 contacts (5 units)

Type	F5101
Detail	F5-1B1F1T1F1BAT1F1A1B1F
Contact arrangement	

● 12 contacts (6 units)

Type	F6101
Detail	F6-1B1F1T1F1BAT1F1A2(1B1F)
Contact arrangement	

■ 45° 5-position changeover (E)



● 4 contacts (2 units)

Type	E2001	E2101	E2102
Detail	E2-1B1E1A1F		E2-1A1F1A1T1F
Contact arrangement			

● 6 contacts (3 units)

Type	E3001	E3002	E3003	E3004
Detail	E3-1B1E1A1F2T	E3-1A1F1BA1E1FE1B	E3-1B1E2(1A1F)	E3-1T1A1F1T1B1E
Contact arrangement				
Type	E3101	E3102	E3103	
Detail		E3-1F1T1A1ATF	E3-2A2T2F	
Contact arrangement				

A SWITCH
B PILOT LAMP & INDICATOR
C CONNECTING DEVICES
D ELECTRONIC DEVICES

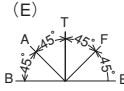


CAM-OPERATED SWITCH

B TYPE, BH TYPE

CONTACT ARRANGEMENT DIAGRAM

■ 45° 5-position changeover (E)



● 8 contacts (4 units)

Type	E4001	E4002	E4003	E4101
Detail	E4-2 (1B1E) 2A2F	E4-1B1E1A1F2 (1BA1FE)	E4-1B1E1A1F4T	
Contact arrangement				

● 10 contacts (5 units)

Type	E5001	E5101
Detail	E5-2 (1B1E) 2 (1A1F) 2T	E5-2 (1B1E) 2A2T2F
Contact arrangement		

● 12 contacts (6 units)

Type	E6101
Detail	E6-2A2T1B1A1E2F1B1A1E1B1A1F1E
Contact arrangement	

● 14 contacts (7 units)

Type	E7101
Detail	E7-1AF1BE5 (1BA1FE)
Contact arrangement	

● 16 contacts (8 units)

Type	E8101
Detail	E8-1AF1BE6 (1BA1FE)
Contact arrangement	

● 24 contacts (12 units)

Type	E12102
Detail	E12-8 (1FE1BA) 2BE3 (1E1B)
Contact arrangement	

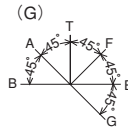
●30 contacts (15 units)

Type	E15101
Detail	E15-14 (1FE1BA) 2BE
Contact arrangement	

●32 contacts (16 units)

Type	E16101	E16102
Detail	E16-15 (1FE1BA) 2BE	E16-14 (1FE1BA) 1E1B2BE
Contact arrangement		

■45° 6-position changeover (G)



●6 contacts (3 units)

Type	G3101	G3102
Detail	G3-1B1E1A1G1T1F	G3-1B1E1A1G1F
Contact arrangement		