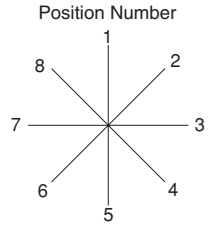
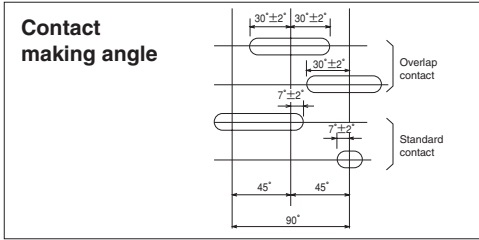




CAM-OPERATED SWITCH


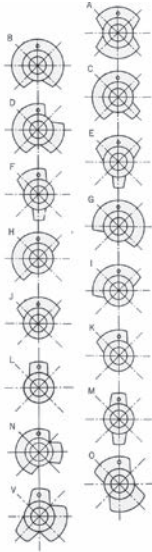
B TYPE, BH TYPE

CONTACT ARRANGEMENT DIAGRAM FOR B AND BH TYPE CAM SWITCHES




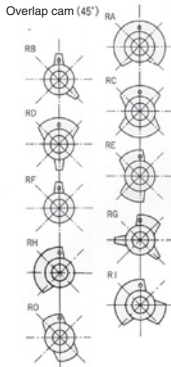
Standard cam (45 degrees)

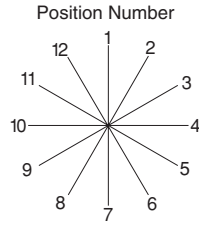
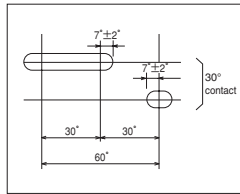
Set Position No.



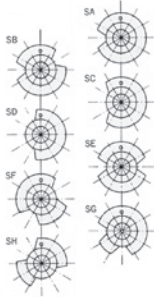
Overlap cam (45 degrees)

Set Position No.





30-degrees cam



Set Position No.

