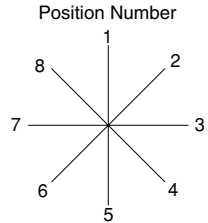
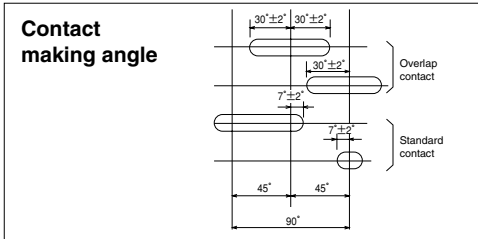





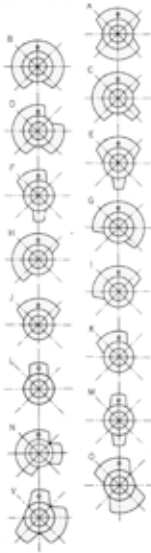
B TYPE, BH TYPE

CONTACT ARRANGEMENT DIAGRAM FOR B AND BH TYPE CAM SWITCHES




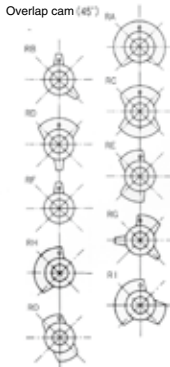
Standard cam (45 degrees)

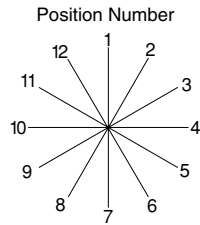
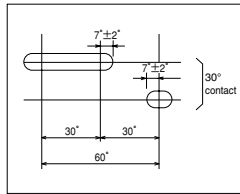
Set Position No.



Overlap cam (45 degrees)

Set Position No.





30-degree cam

Set Position No.

